

Current situation in Germany

One method – two systems

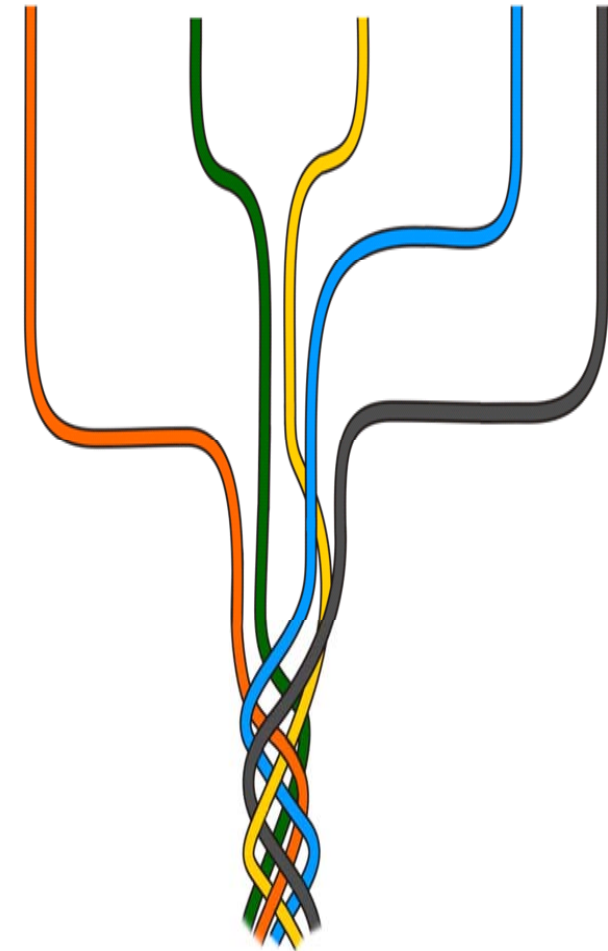
DGNB & BNB

Thomas Lützkendorf

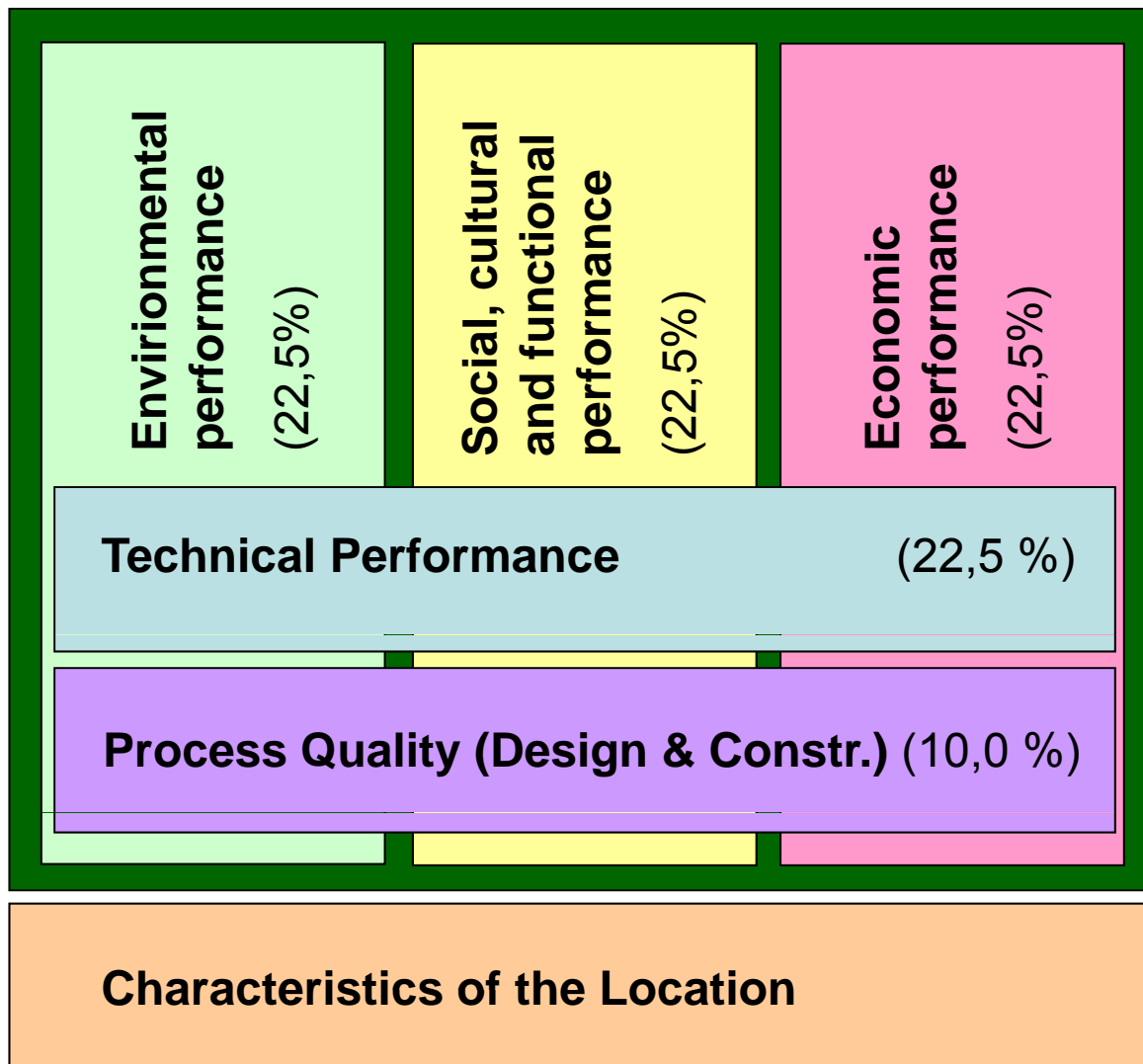
Karlsruhe Institute of Technology (KIT)

Sustainability assessment systems – second generation


- Top-Down approach to define assessment criteria, starting from the areas of protection and protection targets
- Accounting for all three dimensions of sustainability (economic, environmental and social aspects) incl. technical and functional performance
- Clear separation of building specific qualities and process specific qualities (design, construction, operation)
- Accounting for the full life cycle of the building
- Use of quantitative life cycle methodologies (LCA & LCC)
- Taking into account the current state of European and international standardisation (e.g. ISO TC 59 SC 17 und CEN TC 350).



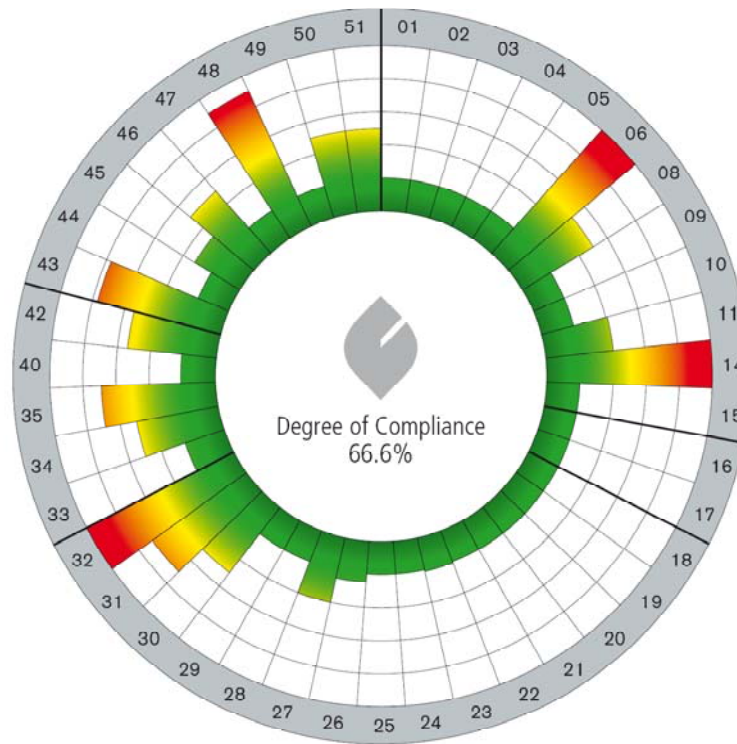

First example for the second generation of assessment systems



www.dgnb.de
www.nachhaltigesbauen.de









Overall assessment result and detailed information



Hauptkriterien-Gruppe	Kriterien-Gruppe	Nr.	Kriterium	Punkte Kriterium		Bedeutungsfaktor	Punkte gewichtet		Erfüllungsgrad	Punkte Gruppe		Erfüllungsgrad Gruppe	Gewichtung Gruppe	Gesamterfüllungsgrad
				Ist	max. möglich		Ist	max. möglich		Ist	max. möglich			
		1	Breithaupspotenzial (GWP)	10,0	10	3	30	30	100%	173,5	195	89%	22,5%	
		2	Dreischichtabbaupotenzial (ODP)	10,0	10	0,5	5	5	100%					
				10,0	10	0,5	5	5	100%					
				10,0	10	1	10	10	100%					
				7,1	10	1	7,1	10	71%					
				8,2	10	3	24,6	30	82%					
				10,0	10	1	10	10	100%					
				10,0	10	0,5	5	5	100%					
				10,0	10	3	30	30	100%					
				8,4	10	2	17	20	84%					
				5,0	10	2	10	20	50%					
				10,0	10	2	20	20	100%					
				9,0	10	3	27	30	90%	47	50	94%	22,5%	
				10,0	10	2	20	20	100%					
				10,0	10	2	20	20	100%					
				10,0	10	3	30	30	100%					
				10,0	10	3	30	30	100%					
				10,0	10	1	10	10	100%					
				8,5	10	3	26	30	85%	251,1	280	96%	22,5%	86,4 % Gold
				6,7	10	2	13	20	67%					
				9,0	10	1	9	10	90%					
				8,0	10	1	8	10	80%					
				8,0	10	2	16	20	80%					
				5,0	10	1	5	10	50%					
				7,1	10	2	14	20	71%					
				10,0	10	2	20	20	100%					
				10,0	10	1	10	10	100%					
				10,0	10	3	30	30	100%					
				10,0	10	1	10	10	100%					
				8,0	10	2	16	20	80%					
				5,0	10	2	10	20	50%					
				7,7	10	2	15	20	77%	74	100	74%	22,5%	
				7,1	10	2	14	20	71%					
				9,2	10	2	18	20	92%					
				8,3	10	3	25	30	83%					
				10,0	10	3	30	30	100%					
				8,6	10	3	26	30	86%					
				10,0	10	2	20	20	100%					
				5,0	10	2	10	20	50%	188,6	230	82%	10,0%	
				7,7	10	2	15	20	77%					
				5,0	10	2	10	20	50%					
				10,0	10	3	30	30	100%					
				7,5	10	3	23	30	75%					
Standortqualität: gesonderte Bewertung, geht nicht in die Gesamtbewertung ein														
Standortqualität		56	Risiken am Mikrostandort	7,0	10	2	14	20	70%	93,3	130	72%		
		57	Verhältnisse am Mikrostandort	7,1	10	2	14,2	20	71%					
		58	Image und Zustand von Standort und Quartier	1,0	10	2	2	20	10%					
		59	Verkehrsanbindung	8,3	10	3	24,9	30	83%					
		60	Nähe zu nutzungsrelevanten Objekten und Einrichtungen	9,7	10	2	19,4	20	97%					
		61	Anliegende Medien, Erschließung	9,4	10	2	18,8	20	94%					



Weigthing

	Ecological quality	22.50 %
	Economic quality	22.50 %
	Social & functional quality	22.50 %
	Technical quality	22.50 %
	Quality of processes	10.00 %
	Overall evaluation (property)	100.00 %



Please visit

Special Forum Nr. 5 – Procurement

Wednesday

19. October 2011 – 14.00 – 15.30

and

the German Pavilion at Exhibition area

